



























Phonics letter writing formation rhymes


								
Around the astronaut's helmet and down into space.	Down the bear's back, up and round its tummy.	Curl around the cat.	Round the duck's body, up to its head and down to its feet.	Around the elephant's eye and curl down its trunk.	Down the flamingo to its foot and across its wings.	Round the goat's face and curl under its chin.	Down, up and over the helicopter.	Down the iguana and dot the leaf.
								
Down the jellyfish and dot its head.	Down the kite, up and around down to the corner.	Down the lollipop stick	Down, up and over the mouse's ears	Down, up and over the net.	All around the octopus.	Down the penguin's back, up and around its head.	Round the queen's face, up to her crown, down her robe with a flick at the end.	From the cloud to the ground and over the rainbow.
								
Down the snake from head to tail.	Down the tiger and across its neck.	Down and around the umbrella, and back to the ground.	Down to the bottom of the volcano and back up to the top.	Down and up and down and up the waves.	From the top, across the box to the bottom. From the top again across the box to the bottom.	Down, around the yo-yo and curl round the string.	Across the top of the zebra's head, zig-zag down its neck and along.	

Newsletter below

DONALDSON CLASS NEWS



Week ending: 18th October 2024



This week's learning:

This week we have been revisiting all of our phonics learning so far and focusing on blending CVC words.

This week the children wrote their own simple report about an African Elephant, they have worked so hard on their letter formation and listening for initial sounds.

We have used lots of Autumnal objects this week for our provision and have enjoyed using conkers to make patterns.

Used lots of different fruit and vegetables to recreate work like Giuseppe Arcimboldo.

Reminders & dates:

- Wednesday 23rd October - Stay and Play outdoor session for parents - 2-3pm
- Thursday 24th October - After school PTFA school Disco
- Friday 25th October - Inset day for children

If anyone has any old metal utensils or metal bowls, that are not being used, we would love to add to our Mud Kitchen area 😊.

Ways to help at home:

- Using the weekly phonics home learning sheet that is emailed out alongside this newsletter.
- Begin making and reading CVC words (eg, cat, pin, sat)
- Optional Letter formation videos [Letter Formation Little Wandle - YouTube](#)
- Optional Letter formation sheets on the website (including the rhymes) [The Mosley Academy - Class R Donaldson - Miss C. Twells](#)
- Practice writing your name
- Think of your own 5 sentence journey story - Once upon a time, One day, Unfortunately, Luckily, Finally
- Master putting on your coat independently, including doing the zip
- Learn another nursery rhyme - [Miss Polly Had a Dolly | Nursery Rhymes for Babies by LittleBabyBum - ABCs and 123s \(youtube.com\)](#)

Next week:

Is a very busy week and the last one of your first half term! Well done!

We will be learning some new sounds 'ff, ll, ss, j'

Having a Halloween focus with our provision activities - including cutting witches hair! (spaghetti)

