



























Phonics letter writing formation rhymes

								
Around the astronaut's helmet and down into space.	Down the bear's back, up and round its tummy.	Curl around the cat.	Round the duck's body, up to its head and down to its feet.	Around the elephant's eye and curl down its trunk.	Down the flamingo to its foot and across its wings.	Round the goat's face and curl under its chin.	Down, up and over the helicopter.	Down the iguana and dot the leaf.
								
Down the jellyfish and dot its head.	Down the kite, up and around down to the corner.	Down the lollipop stick.	Down, up and over the mouse's ears.	Down, up and over the net.	All around the octopus.	Down the penguin's back, up and around its head.	Round the queen's face, up to her crown, down her robe with a flick at the end.	From the cloud to the ground and over the rainbow.
								
Down the snake from head to tail.	Down the tiger and across its neck.	Down and around the umbrella, and back to the ground.	Down to the bottom of the volcano and back up to the top.	Down and up and down and up the waves.	From the top, across the box to the bottom. From the top again across the box to the bottom.	Down, around the yo-yo and curl round the string.	Across the top of the zebra's head, zig-zag down its neck and along.	

Christmas Wellbeing Advent Calendar

1

Read a snuggly story on the sofa.

2

Make some Christmas biscuits.

3

Sing a nursery rhyme about winter or cold weather.

4

Make a winter den from blankets and snuggle up inside with a mince pie.

5

Pretend you are walking in cold weather. Think about how you would move.

6

Do something kind for someone else.

7

Create a piece of art using natural materials.

8

Play a game with a friend.

9

Wake up in time to see the sun rise.

10

Go for a sound walk. Listen to all the natural sounds you can hear.

11

Make a thank you card for a friend.

12

Get creative! Paint a winter scene.

13

Go for a winter picnic with family. Enjoy some hot chocolate and cake.

14

With an adult, make up a wintry story.

15

Use sequins, eco-glitter or colouring pens to make a seasonal craft.

16

Sit in a quiet area outside and listen to all the sounds you can hear.

17

Make your own musical instruments to create wintry or Christmas sounds.

18

With an adult, look outside in the early evening and spot some stars.

19

Dance to your favourite Christmas song.

20

Make a bird feeder from a pine cone, soft butter and birdseed.

21

Create a senses box. Place inside it smells and textures that remind you of Christmastime.

22

Watch a Christmas episode of your favourite TV show with someone special.

23

Create ice art. Collect leaves or petals and put them in a pot of water then freeze it. Take your ice sculpture out of the pot and display it.

24

Plant some spring-flowering bulbs like daffodils or tulips.

25

Wrap up warm and go for a walk outside.

Newsletter below

DONALDSON CLASS NEWS



Week ending: 20th December 2024



This week's learning:

A short letter from us this week..

This week we have been revisiting sounds all of our sounds and tricky words. We have even had a go at playing trash or treasure on Phonics Play (this is something you can play at home online).

We have been completing Christmas crafts in the classroom and enjoying counting lots of Christmas objects - starting to form numbers correctly.

The children have also really loved building giant train tracks, together, and adding different places around the track!

Reminders & dates:

- Tuesday 7th January 2025 - return to school

Please ensure warm clothing is in school every day (hat, gloves, scarf etc) and that it is named.

Please also bring reading packs and water bottles every day.

The three of us would also like to thank you all for our wonderful Christmas gifts, we feel very spoilt and are so grateful, thank you.

Ways to help at home:

- Read, read, read!
- Please read the school 'reading books' at least 3 times a week - 'The more you read, the more you know, the more you know, the further you'll go' (Roald Dahl)
- Use the caterpillars that have been sent home to focus on tricky bits of learning (not all children have one)
- Practice putting on coats and zipping them up!

Next week:

- We will be enjoying Christmas!!
- After Christmas, we will be learning some new digraphs and starting our new book 'Whatever Next'. We will also beginning to learn about 'People who help us'.

