



























Phonics letter writing formation rhymes

								
Around the astronaut's helmet and down into space.	Down the bear's back, up and round its tummy.	Curl around the cat.	Round the duck's body, up to its head and down to its feet.	Around the elephant's eye and curl down its trunk.	Down the flamingo to its foot and across its wings.	Round the goat's face and curl under its chin.	Down, up and over the helicopter.	Down the iguana and dot the leaf.
								
Down the jellyfish and dot its head.	Down the kite, up and around down to the corner.	Down the lollipop stick.	Down, up and over the mouse's ears.	Down, up and over the net.	All around the octopus.	Down the penguin's back, up and around its head.	Round the queen's face, up to her crown, down her robe with a flick at the end.	From the cloud to the ground and over the rainbow.
								
Down the snake from head to tail.	Down the tiger and across its neck.	Down and around the umbrella, and back to the ground.	Down to the bottom of the volcano and back up to the top.	Down and up and down and up the waves.	From the top, across the box to the bottom. From the top again across the box to the bottom.	Down, around the yo-yo and curl round the string.	Across the top of the zebra's head, zig-zag down its neck and along.	

Christmas Wellbeing Advent Calendar


- 1 Read a snuggly story on the sofa.
- 2 Make some Christmas biscuits.
- 3 Sing a nursery rhyme about winter or cold weather.
- 4 Make a winter den from blankets and snuggle up inside with a mince pie.
- 5 Pretend you are walking in cold weather. Think about how you would move.
- 6 Do something kind for someone else.
- 7 Create a piece of art using natural materials.
- 8 Play a game with a friend.
- 9 Wake up in time to see the sun rise.
- 10 Go for a sound walk. Listen to all the natural sounds you can hear.
- 11 Make a thank you card for a friend.
- 12 Get creative! Paint a winter scene.
- 13 Go for a winter picnic with family. Enjoy some hot chocolate and cake.
- 14 With an adult, make up a wintry story.
- 15 Use sequins, eco-glitter or colouring pens to make a seasonal craft.
- 16 Sit in a quiet area outside and listen to all the sounds you can hear.
- 17 Make your own musical instruments to create wintry or Christmas sounds.
- 18 With an adult, look outside in the early evening and spot some stars.
- 19 Dance to your favourite Christmas song.
- 20 Make a bird feeder from a pine cone, soft butter and birdseed.
- 21 Create a senses box. Place inside it smells and textures that remind you of Christmastime.
- 22 Watch a Christmas episode of your favourite TV show with someone special.
- 23 Create ice art. Collect leaves or petals and put them in a pot of water then freeze it. Take your ice sculpture out of the pot and display it.
- 24 Plant some spring-flowering bulbs like daffodils or tulips.
- 25 Wrap up warm and go for a walk outside.

Newsletter below

DONALDSON CLASS NEWS



Week ending: 13th December 2024



This week's learning:

This week we have been revisiting sounds and tricky words that we found challenging - sh, ch, th, ng, nk.

The children were incredible in their first nativity! I am very proud of how well they sat and their beautiful singing, thank you for the support!

We have had lots of exploration around tricky words, building our bank of the ones we confidently know.

We have also written sentences about a picture, some children even remembered the right punctuation! WOW!

The children have loved painting and creating patterns this week!

Reminders & dates:

- Friday 20th - Break up for Christmas (2.20pm)

Please ensure warm clothing is in school every day (hat, gloves, scarf etc) and that it is named.

Ways to help at home:

- Read the school 'reading books' at least 3 times a week - 'The more you read, the more you know, the more you know, the further you'll go' (Roald Dahl)
- Try to spot circles and triangles in the environment
- Practice tricky words!! They are tricky! - Optional Tricky Word video
[Tricky Words and Sight Words Song](#)
- Use the caterpillars that have been sent home to focus on tricky bits of learning (not all children have one)
- Try and do an act of kindness, inspired by Mrs Day and Mrs Rowe's kindness advent
- Practice using scissors for cutting
- Practice putting gloves on and zipping up coats!

Next week:

- We will be watching KS2 in their Christmas performance
- We will be revisiting some digraphs we have found hard
- Working on letter formation
- Engaging in lots of Christmas enhanced provision activities, including a party!
- Exploring shape in Maths (circles and triangles)

